



REACENTER

CHILDREN'S NEUROLOGY
AND REFLEXOTHERAPY DEPARTMENTS



20 years with you

MICRO-CURRENT REFLEXOTHERAPY

COMPREHENSIVE REHABILITATION

UNIQUE TREATMENT METHOD

Reacenter, Samara, has been operating since 1994, or for 22 years already. Specialists of Samara therapeutic complex Reacenter developed **MICRO-CURRENT REFLEXOTHERAPY**, a unique method for treatment of children's neurological abnormalities, which was recognized as effective. The method was permitted and recommended for use in pediatric neurological practice by the Ministry of Health of the Russian Federation.

MICRO-CURRENT REFLEXOTHERAPY uses physiological super low electrical impulses, the strength of which is equal to that in the central nervous system, for normalization of the brain activity. These impulses recover healthy development of neurons, induce them to grow new processes (axons and dendrites), stimulate formation of synapses and accelerate the incoming and transferred data processing.



Thereby, children can develop new motor skills, improve verbal skills and intellectual abilities.



The following types of delayed development are treated effectively:

- ✓ **MOTOR**
- ✓ **VERBAL**
- ✓ **MENTAL and AUTISTIC DISORDER**

originated as a result of birth injury, elevated intracranial pressure, vaccination complications.

AUTHORS AND DEVELOPERS

Clinical trials of the method were performed at the following bases:

1. Kola branch of the Scientific and Production Association of Hygiene and Occupational Pathology of the Ministry of Health of the Russian Soviet Federative Socialist Republic in 1991.
2. Medical Center of the Russian President Administration in 1997.
3. Oriental Medical Institute of the Ministry of Health of the Russian Federation in 1997.
4. Physiotherapy and Health Resort Treatment Department of Samara Medical State University in 1998.
5. Department of Internal Diseases of the State Educational Institution of Higher Professional Education, Roszdrav Samara Medical State University, 2003-2008.


Further extension of the method and development of new treatment schedules for different neurological diseases are carried out jointly with specialists.

1. Reaviz Samara Medical University
2. FSBI Russian Scientific Center of Medical Rehabilitation and Health Resort Treatment of the Ministry of Health of the Russian Federation.



Aleksey Petrovich Gavrillov, Candidate of sociological science.

Director of Reacenter Samara Therapeutic Complex, CJSC, the ideologist of the treatment method, author and developer of medical equipment for micro-current reflexotherapy and a method of impact on biologically active points and receiving information about their state.



Tatyana Alekseevna Gavrilova, Doctor of medical science

Leading pediatric neurologist of Reacenter medical companies, the developer of micro-current reflexotherapy, associate professor of Clinical Medicine Department of Reaviz Samara Medical University.



Yevgeny Yurievich Ukhanov

The author and developer of software for micro-current reflexotherapy.

DELAYED VERBAL AND PSYCHOVERBAL DEVELOPMENT, MOTOR AND SENSORY-MOTOR ALALIA

Reflex activation of the brain frontal lobes and speech zones of the cortex, which are responsible for understanding of speech, the vocabulary, sentences constructing skills, and reflex stabilization of muscle tone of the speech apparatus (at dysarthria).



As a result of the treatment:

- ✓ Understanding of speech is improved
- ✓ The child's passive vocabulary is increased
- ✓ The speech develops in the physiological order:
 - at first, babbling and sound symbolism are activated
 - then simple words appear
 - the child's active vocabulary is increased
 - the child learns to construct phrases and sentences
 - the child begins to enter the dialogue and keep up a conversation
 - the skill of retelling and narration develops
- ✓ The diction improves

AUTISTIC DISORDER AND AUTISTIC MANIFESTATIONS

Reflex activation of the brain frontal lobes and speech zones of the cortex, as well as decreasing the abnormal activity of the mid-brain stem structures and stabilization of the brain vessel tone for the intracranial hypertension reduction.



As a result of the treatment:

- ✓ Emotional outbursts, aggression and motor disinhibition decrease
- ✓ An interest to the outside world, people and toys, as well as cognitive activity appear
- ✓ The child understands cause-and-effect relations
- ✓ Social skills develop
(children begin to go to the bathroom, eat and clothe themselves solely)
- ✓ An interest to correctional exercises with a child logopedist - speech pathologist and a psychologist increases
- ✓ The child's passive vocabulary is augmented
- ✓ Child's understanding of speech improves
- ✓ Efforts to address with requests appear
- ✓ The active vocabulary extends
- ✓ Skills of reading, calculation and writing develop.

ELEVATED INTRACRANIAL PRESSURE AND SUBCOMPENSATED HYDROCEPHALUS

The brain vessels tone stabilizes, venous outflow from the cranial cavity improves. As a result, the cerebrospinal fluid production and absorption is balanced, and extra pressure on the brain decreases.



As a result of the treatment:

- ✓ Hysterical manifestations, motor excitability and aggression are eliminated
- ✓ Headaches and nasal hemorrhage stop
- ✓ Memory and attention concentration improve

PERINATAL DAMAGE TO THE CENTRAL NERVOUS SYSTEM AND CEREBRAL PALSY

Reflex activation of the cerebellum, frontal lobes, motor and speech zones of the cerebral cortex, as well as segmental relaxation of spastic muscles and stimulation of paretic muscles.



As a result of the treatment:

- ✓ Muscle tone of the lower and upper limbs smoothly decreases
- ✓ The desire to move and obtain new motor skills increases
- ✓ Gross motor skills develop. Children begin to hold their heads, crawl, sit and walk
- ✓ Hand fine motor skills develop. The child learns to eat, draw and write by himself
- ✓ Motion coordination improves. Children keep balance at walk better
- ✓ The speech begins to develop: speech understanding improves, the vocabulary is augmented, diction becomes more clear




During **micro-current reflexotherapy**, the child is assigned an individual treatment schedule. Readiness for convulsions is not a contraindication to treatment. In case of seizure pattern on electroencephalogram, the treatment is carried out in accordance with attenuated schedule: points in the projection of paroxysmal activity focus are not subject to treatment. In case of convulsions in the medical history, the treatment is carried out against the background of anticonvulsant therapy previously prescribed by an epileptologist.

EDUCATIONAL SKILLS DEVELOPMENT DISORDERS


Reflex activation of the brain frontal lobes responsible for logical thinking and attention concentration. Zones of calculation, reading and writing are also activated.

Dyslexia (reading disorder) – the child reads slowly, makes many mistakes and does not understand the read material.

Dysgraphia (writing disorder) - the child makes many mistakes during writing and cannot apply learned rules correctly.



Acalculia (calculation disorder) - the child is not able to calculate, cannot do sums, solve equations. He cannot also learn and apply the multiplication table.



As a result, the child learns the school material better:

- ✓ The memory and attention concentration smoothly improve
- ✓ Excitability decreases and the behavior becomes more adequate
- ✓ The number of mistakes during reading decreases, and reading speed grows
- ✓ Processes of understanding, remembering and retelling improve
- ✓ Handwriting becomes more smooth due to fine motor skills development
- ✓ Writing speed increases, the number of mistakes decreases
- ✓ The child learns arithmetic operations and begins to do sums
- ✓ The child learns and begins to apply addition and multiplication tables

EFFECTIVELY TREATABLE DISORDERS

Speech delays

- ✓ II speech development delay
- ✓ mental retardation
- ✓ psycho-speech development delay
- ✓ motor alalia and sensory-motor alalia
- ✓ pseudobulbar dysarthria
- ✓ combined dysarthria

Autism spectrum delays

- ✓ autistic behavior
- ✓ organic autism
- ✓ Kanner syndrome, Asperger syndrome
- ✓ Early Infantile Autism
- ✓ autism spectrum disorders

Perinatal damage to the central nervous system

- ✓ delayed psychomotor development
- ✓ muscle hypertonia

Development delays on the background of visual and acoustic analyzers damage

- ✓ partial optic nerves atrophy
- ✓ retinopathy of prematurity
- ✓ sensorineural hearing loss

Development delays at genetic and metabolic diseases, including at:

- ✓ celiac disease (gluten allergy)
- ✓ phenylketonuria
- ✓ Down syndrome

Delayed motor and speech development at cerebral palsy

- ✓ cerebral palsy, hemiparesis
- ✓ cerebral palsy, spastic diplegia
- ✓ cerebral palsy, double diplegia
- ✓ cerebral palsy, atonic-astatic form
- ✓ cerebral palsy, hyperkinetic form
- ✓ cerebral palsy, spastic tetraparesis

As well as learning problems:

Specific learning skills development disorders:

Dyslexia, dysgraphia, acalculia.



COMPREHENSIVE REHABILITATION



Preliminary examination

Preliminary electropunctural examination allows drawing an individual treatment schedule for each child on the basis of special developmental needs, clinical manifestations and the nervous system state.



Electroencephalogram

The electroencephalogram allows identifying signs of the brain bioelectrical activity development delay, dysfunction of the mid-stem brain structures, as well as paroxysmal activity for correction of the treatment schedule.



Mirco-current reflexotherapy

Mirco-current reflexotherapy allows activating the under-developed brain zones (speech, motor, learning), stabilize the intracranial pressure and decrease excitability of the central nervous system.



Exercises with a logopedist

Exercises with a logopedist-speech pathologist are aimed at speech development, vocabulary extension, sound training, and development of skills for creation phrases, sentences and stories.



Articulation gymnastics

Articulation gymnastics helps to teach a child with dysarthria to pronounce sounds correctly. During classes, a logopedist teaches the child of special exercises, which help to improve motor coordination of the vocal apparatus muscles.



Logopedic massage


The massage is performed by logopedists with the use of sterile probes. It normalizes the articulatory muscles tone and is required for children with smudging, weak chewing, swallowing disorders, and hypersalivation.

IN REACENTER INCLUDES:



Exercises with speech pathologist

These exercises help a child to learn main concepts, such as COLOR, SHAPE, SIZE, to learn wild and domestic animals, to group objects (clothes, furniture, transport, etc.) based on main signs. The most important thing is that these exercises develop logical thinking.



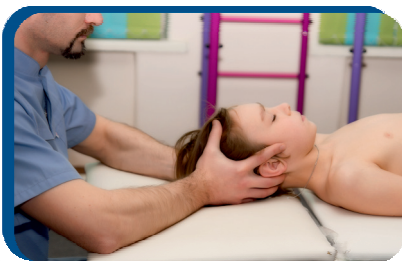
Exercises with child psychologist

These exercises are aimed at development of fine motor skills, memory, attention, and intellectual skills. They help preschoolers and schoolchildren with educational problems develop and improve reading, writing and calculation skills.



Linear massage of the limbs

This massage allows selectively relaxing spastic muscles and stimulating the tone of paretic and atrophied muscles in order to increase motion range in children with perinatal damage to the central nervous system and cerebral palsy.



Manual therapy

Children with cervical spine birth injury need postisometric relaxation, which relaxes tense neck muscles, removes blocking and improves blood flow to the brain through vertebral arteries.



Exercise therapy

Exercise therapy is required for children with cerebral palsy to develop new motor skills. Different types of exercise therapy help them in it, including exercises with the use of fitballs and mechanical training devices.



Hippotherapy

Health-improving horse riding strengthens the pectoral sling, promotes decrease of the muscle tone, reduces ataxia and improves motor coordination due to the cerebellum training.

ACCOMMODATION IN VACATION HOTEL



Reacenter Samara vacation hotel works for treatment and accommodation of non-resident patients



You are offered comfortable rooms: economy, standard and superior rooms.



The room cost includes four meals. You can also order the gluten-free diet.



There is a children's playroom in the vacation hotel. You can leave your child under the care of a child minder.



There is a playground equipped with a slide, swings and playpits.



Children especially like the soft labyrinth. Here they can run, jump and chute.

POSSIBLE PAYMENT OPTIONS

- 1) Cash and non-cash payment.
- 2) Treatment payments at the expense of charitable funds.

The list of documents for submitting a request to a Charitable fund for funding the treatment:

1. Application letter with a request for assistance from parents. The letter should contain a permission for placing the information on the Internet and in mass media for collecting funds for the child's treatment (it is desirable to describe problems and prove the urgent necessity for treatment and payment via a Charitable fund)
2. Copy of the parent's/guardian's passport (the page with photo and registration).
3. Certificate of birth.
4. Medical record.
5. Contacts of the parents (phone numbers, e-mail address).
6. Account for the child's treatment. (It should be prepared by Reacenter administrator, in which treatment of the child is planned).

3) Payment for treatment under VHI (voluntary health insurance) policy.

Clients who have VHI policy can receive consultative and diagnosis assistance and treatment by payment of full Reacenter services by an insurance company. The insured person should contact Reacenter by phone: **8-800-2222-602** in order to clarify the possibility to receive services under VHI policy.



REACENTER

CHILDREN'S NEUROLOGY AND REFLEXOTHERAPY DEPARTMENTS

Our departments:

Vacation hotel in Samara, tel.: (846) 990-29-49, 991-88-89

Samara, 21A Novovokzalniy tupik, tel. (846) 205-03-43

Samara, 169A Frunze st., tel. (846) 332-82-01

Astrakhan, 70G Admiral Nahimov st., tel. (8512) 24-27-77

Volgograd, 25B Krasnoznamenskaya st., tel. (8442) 33-05-29

Izhevsk, 222 Pushkinskaya st., tel. (3412) 333-032

Kazan, 14 Karl Marks st., tel. (843) 292-59-06

Kemerovo, 67 Gvardeyskaya st., tel. (3842) 74-17-74

Naberezhnye Chelny, 28 Syuyumbike avenue, tel. (8552) 44-65-65

Orenburg, 8A Tereshkova st., tel. (3532) 56-92-85

Saratov, 186 Shelkovichnaya st., tel. (8452) 791-893

Tolyatti, 6 Marshal Zhukov st., tel. (8482) 612-512

Tolyatti, 72 Oktyabrskaya st., 4 floor, tel. (8482) 229-329

Ulyanovsk, 53 Vrach Mihaylov st., tel. (8422) 55-39-74

Yekaterinburg, 28B Bauman st., tel. (343) 300-12-50

Ufa, 42/2 Sophia Perovskaya st., tel. (347) 262-82-62

Chelyabinsk, 78A Metallurgov highway, tel. (351) 751-16-01

Kaliningrad, 70A Pobedy avenue, tel. (4012) 93-43-70

Barnaul, 8 Kalinin avenue, tel. (3852) 53-66-73

8-800-2222-602 free call within Russia

www.reacenter.ru